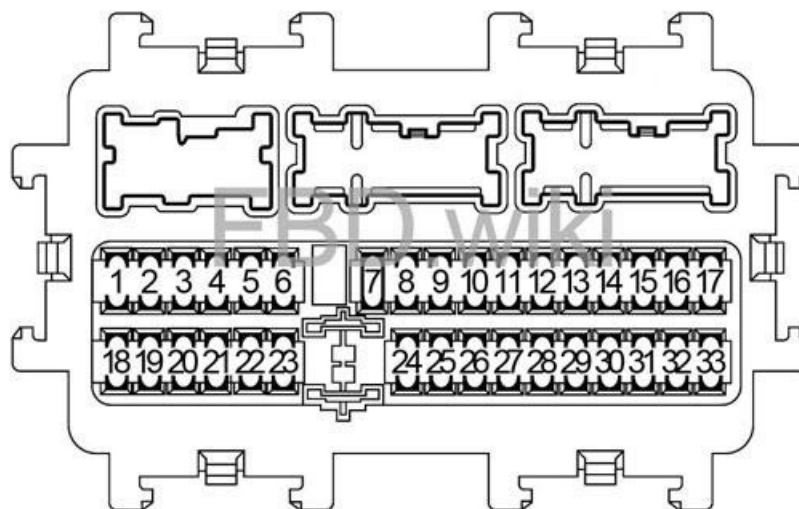


2013-2017 NISSAN QASHQAI FUSE BOX DIAGRAM

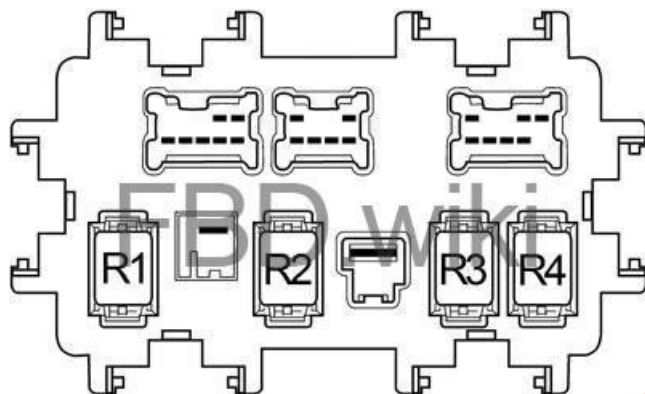
Passenger Compartment Fuse Box No.1



(http://fotohostingtv.ru/show.php/21519_knigaproavtoru10291238.jpg.html)

No.	A	Circuit Protected
1	15	Combination Switch, Pump Control Unit, Washer Switching Solenoid Valve
2	10	Air Bag Diagnosis Sensor Unit
3	5	Combination Meter
4	10	Sonar Control Unit, PTC Relay 1, PTC Relay 2, PTC Relay 3, Front Camera Unit, Illumination, Audio, Fuel Heater Relay, Data Link Connector, Stop Lamp Switch, Distance Sensor, Auto Anti-dazzling Inside Mirror, EPS Control Unit, Combination Switch (Spiral Cable), Chassis Control Module, Auto Anti-dazzling Inside Mirror, 4WD Control Unit, Electric Park Brake Control Unit, Around View Monitor Control Unit, Steering Angle Sensor, Navi Control Unit
5	10	DC/DC Converter
6	15	Front Heated Seat Switch
7	20	Blower Motor, Air Conditioner Amplifier, Engine Restart Bypass Control Relay
8	5	Stop Lamp LH, Tail Lamp LH, License Plate Lamps, Glove Box Lamp, Headlamp Aiming Switch, Audio, Navi Control Unit
9	-	-
10	15	Rear Window Defogger
11	15	Rear Window Defogger
12	10	Door Mirror Heater
13	10	ABS
14	10	Air Conditioner Control, Air Conditioner Amplifier, Sunshade Motor Assembly, Brake Pedal Position Switch, Stop Lamp Switch, Door Mirror Remote Control Switch
15	15	1.2L HR with CVT, 1.6L MR16DDT, R9M (Euro3): Interior Room Lamp Relay
	20	except ↑: Interior Room Lamp Relay
16	-	-
17	20	Blower Motor, Power Transistor, Air Conditioner Amplifier
18	-	-
19	20	Audio, Navi Control Unit, Around View Monitor Control Unit
20	5	BCM (Body Control Module), Siren Control Unit, Sensor Cancel Switch, Combination Switch
21	10	Combination Meter
22	10	Interior Room Lamp Relay
23	-	-
24	10	Stop Lamp Switch, BCM (Body Control Module)
25	5	4WD Control Unit, NATS Antenna Amplifier
26	5	Clutch Interlock Switch
27	10	BCM (Body Control Module), Combination Switch

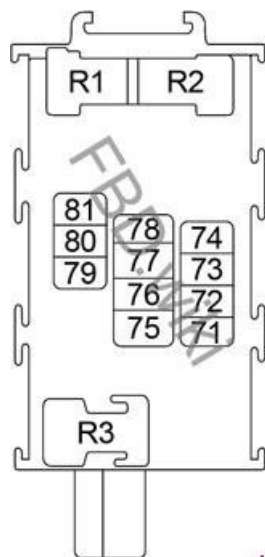
28	10	Electric Park Brake Switch, Data Link Connector, 4WD Control Unit, Illumination, Power Window Relay, Door Mirror Open Relay, Door Mirror Close Relay
29	20	1.2L HR with CVT, 1.6L MR16DDT, R9M (Euro3): BCM (Body Control Module)
	15	except ↑: BCM (Body Control Module)
30	15	BCM (Body Control Module)
31	20	1.2L HR with CVT, 1.6L MR16DDT, R9M (Euro3): BCM (Body Control Module)
	15	except ↑: BCM (Body Control Module)
32	15	1.2L HR with CVT, 1.6L MR16DDT, R9M (Euro3): Power Socket
	20	except ↑: Power Socket
33	15	1.2L HR with CVT, 1.6L MR16DDT, R9M (Euro3): f
	10	except ↑: d



(http://fotohostingtv.ru/show.php/21490_knigaproavtoru092888801439.jpg.html)

No.	Relay
R1	Ignition
R2	Rear Window Defogger
R3	Accessory
R4	Front Blower

Passenger Compartment Fuse Box No.2

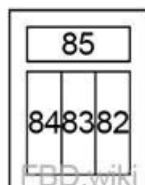


(http://fotohostingtv.ru/show.php/21524_knigaproavtoru10294805.jpg.html)

No.	A	Circuit Protected
71	10	Steering Angle Sensor
72	10	Combination Meter
73	10	Audio, Navi Control Unit, Around View Monitor Control Unit
74	10	Transmission Control Module (TCM), Primary Speed Sensor, Transmission Range Switch, Input Speed Sensor, Output Speed Sensor, Secondary Speed Sensor
75	-	-
76	10	Air Conditioner Control, Air Conditioner Amplifier
77	10	ABS

78	-	-
79	10	Electric Oil Pump Relay
80	20	Audio, Navi Control Unit, Around View Monitor Control Unit
81	10	Transmission Control Module (TCM)
Relay		
R1	Accessory	
R2	Ignition	
R3	-	

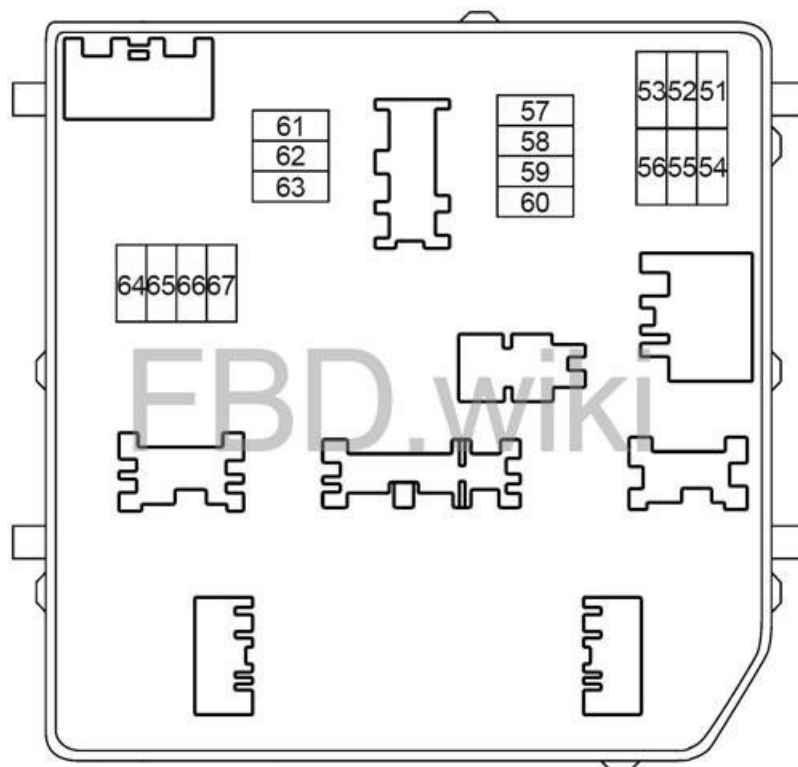
Passenger Compartment Fuse Holder



(http://fotohostingtv.ru/show.php/21520_knigaproavtoru10293912.jpg.html)

No.	A	Circuit Protected
82	10	Electric Oil Pump Relay
83	10	Transmission Control Module (TCM)
84	-	-
85	-	-

Engine Compartment Fuse Box No.1 (IPDM)

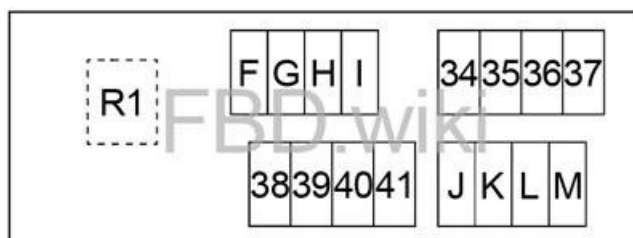


(http://fotohostingtv.ru/show.php/21517_knigaproavtoru10293607.jpg.html)

No.	A	Circuit Protected
51	10	Active Grille Shutter, Engine Control Module

52	15	Engine Control Module, EVAP Canister Purge Volume Control Solenoid Valve, Engine Coolant Bypass Valve Control Solenoid Valve, Fuel Heater and Water in Fuel Level Sensor, High Pressure Fuel Pump, Condenser, Ignition Coils, Exhaust Valve Timing Control Solenoid Valve, Intake Valve Timing Control Solenoid Valve, Fuel Injector Relay, High Pressure Fuel Pump Relay, Mass Air Flow Sensor, Heated Oxygen Sensor, Turbocharger Waste Gate Control Solenoid Valve, Air Fuel Ratio Sensor, Fuel Flow Actuator, Turbocharger Boost Control Solenoid Valve, Intake Valve Timing Intermediate Solenoid Valve, Intake Valve Timing Control Solenoid Valve, Turbocharger Bypass Control Valve, Engine Oil Pressure Control Solenoid Valve
53	15	MR: Throttle Control Motor Relay
54	10	Engine Control Module, Engine Coolant Bypass Valve Control Solenoid Valve, Intake Valve Timing Control Solenoid Valve, Engine Oil Pressure Control Solenoid Valve, Exhaust Valve Timing Control Solenoid Valve, Turbocharger Bypass Valve Control Solenoid Valve, Intake Manifold Runner Control Valve
55	15	Engine Control Module, Heated Oxygen Sensor, Thermostat Heater Control Solenoid Valve, Glow Control Unit, Turbocharger Boost Control Solenoid, Air Fuel Ratio Sensor, Fuel Flow Actuator, Intake Manifold Runner Control Valve
56	15	Engine Control Module, Steering Lock Unit
57	15	Air Conditioner Relay
58	10	Engine Control Module, Engine Restart Relay
59	-	-
60	30	Front Wiper Hi/Lo Relay
61	20	Fuel Pump Relay
62	-	-
63	10	Transmission Control Module (TCM), Primary Speed Sensor, Output Speed Sensor, Transmission Range Switch, Input Speed Sensor, Ipdm E/R, Secondary Speed Sensor
64	-	-
65	5	Engine Control Module, Steering Lock Unit
66	-	-
67	10	Headlamp Aiming Motor, Compressor, Transmission Range Switch, Front Window Defogger RH Relay, Front Window Defogger LH Relay, Reverse / Neutral Position Switch, Back-Up Lamp Switch, Neutral Position Switch

Engine Compartment Fuse Box No.2

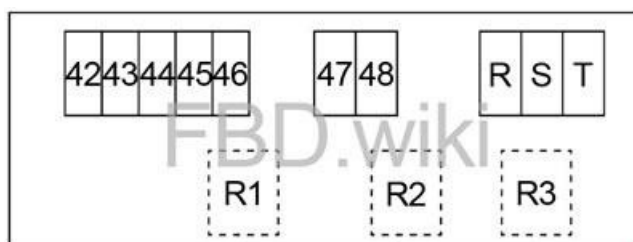


(http://fotohostingtv.ru/show.php/21518_knigaproavtoru10295958.jpg.html)

No.	A	Circuit Protected
34	15	Horn Relay
35	30	Diesel: PTC Relay 2
36	30	Diesel: PTC Relay 3
37	30	Diesel: PTC Relay 1
38	30	Electric Park Brake Control Unit
39	30	Option Connector
40	-	-
41	30	Electric Park Brake Control Unit
F	50	ESP Control Unit
G	30	ABS
H	50	ESP Control Unit
I	30	Headlamp Washer Relay
J	-	-

K	40	ABS
L	30	Starter Relay, Ignition Relay (Fuse: "1", "2", "3", "4", "10", "11", "12")
M	50	Power Window Relay, Power Window Main Switch, Sunshade Motor Assembly, Power Seat Switch
Relay		
R1	Horn	

Engine Compartment Fuse Box No.3



(http://fotohostingtv.ru/show.php/21522_knigaproavtoru10291153.jpg.html)

No.	A	Circuit Protected
42	10	Gasoline: Transmission Control Module (TCM)
43	-	-
44	10	MR: High Pressure Fuel Pump Relay
	20	Diesel: Fuel Heater Relay
45	10	MR: Fuel Injector Relay
46	15	MR: Fuel Injector Relay
47	-	-
48	-	-
R	60	Cooling Fan Relay 2
S	30	Engine Control Module Relay (Fuse: "51", "52", "54", "55"), Fuse: "53"
T	30	IPDM E/R, Cooling Fan Relay 1
Relay		
R1	Starter	
R2	Engine Restart	
R3	Diesel: Fuel Heater	
	MR: High Pressure Fuel Pump	

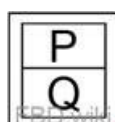
Engine Compartment Fuse Holder No.1



(http://fotohostingtv.ru/show.php/21521_knigaproavtoru10291817.jpg.html)

No.	A	Circuit Protected
N	30	DC / DC Converter
O	30	DC / DC Converter

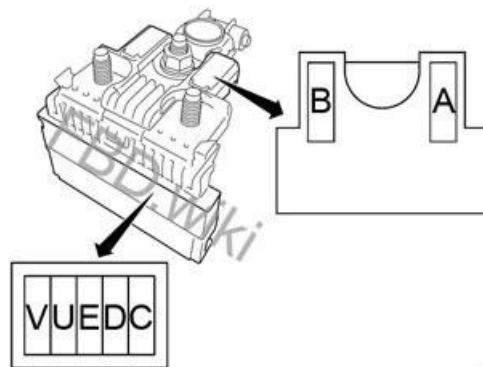
Engine Compartment Fuse Holder No.2



(http://fotohostingtv.ru/show.php/21523_knigaproavtoru10291928.jpg.html)

No.	A	Circuit Protected
P	40	Front Window Defogger RH Relay
Q	40	Front Window Defogger LH Relay

Fusible Link Block



(http://fotohostingtv.ru/show.php/21516_knigaproavtoru10295942.jpg.html)

No.	A	Circuit Protected
A	450	Starter, Engine Restart Bypass Relay
B	450	Generator
C	100	Accessory Relay (Fuse: "13", "14", "15"), Rear Window Defogger (Fuse: "10", "11", "12"), Blower Relay (Fuse: "7", "17"), Front Wiper Relay, Headlamp RH, Tail Lamp RH, Stop Lamp RH, Fog Lamp RH, Fuse: "19", "20", "21", "22", "24", "25", "26", "27", "28", "29", "30", "31", "32", "33", "57", "58", "U"
D	100	Ignition Relay (Fuse: "56", "61", "63", "65", "67"), Air Conditioner Relay, Cooling Fan Relay 1, Headlamp LH, Tail Lamp LH, Stop Lamp LH, Fog Lamp LH, Fuse: "P", "Q"
E	50	Fuse: "R", "S", "T", "42", "44", "45", "46"
U	100	Headlamp RH, Tail Lamp RH, Stop Lamp RH, Fog Lamp RH, Thermo Plunger Control Unit, Glow Control Unit, Fuse: "58"
V	100	Fuse: "F", "G", "H", "I", "K", "L", "M", "34", "35", "36", "37", "38", "39", "41", "N", "O",